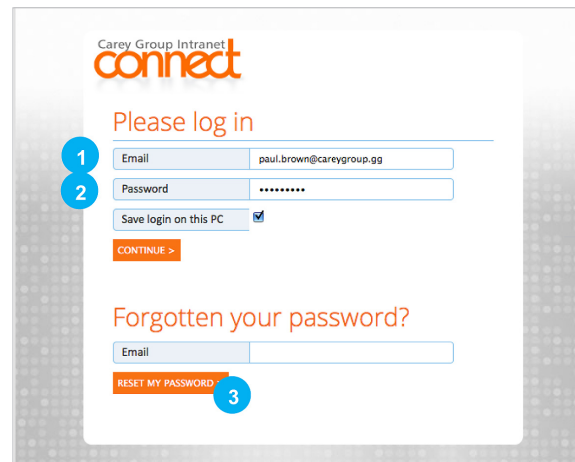


CG Intranet Connect with CMS none technical management - bespoke web application development


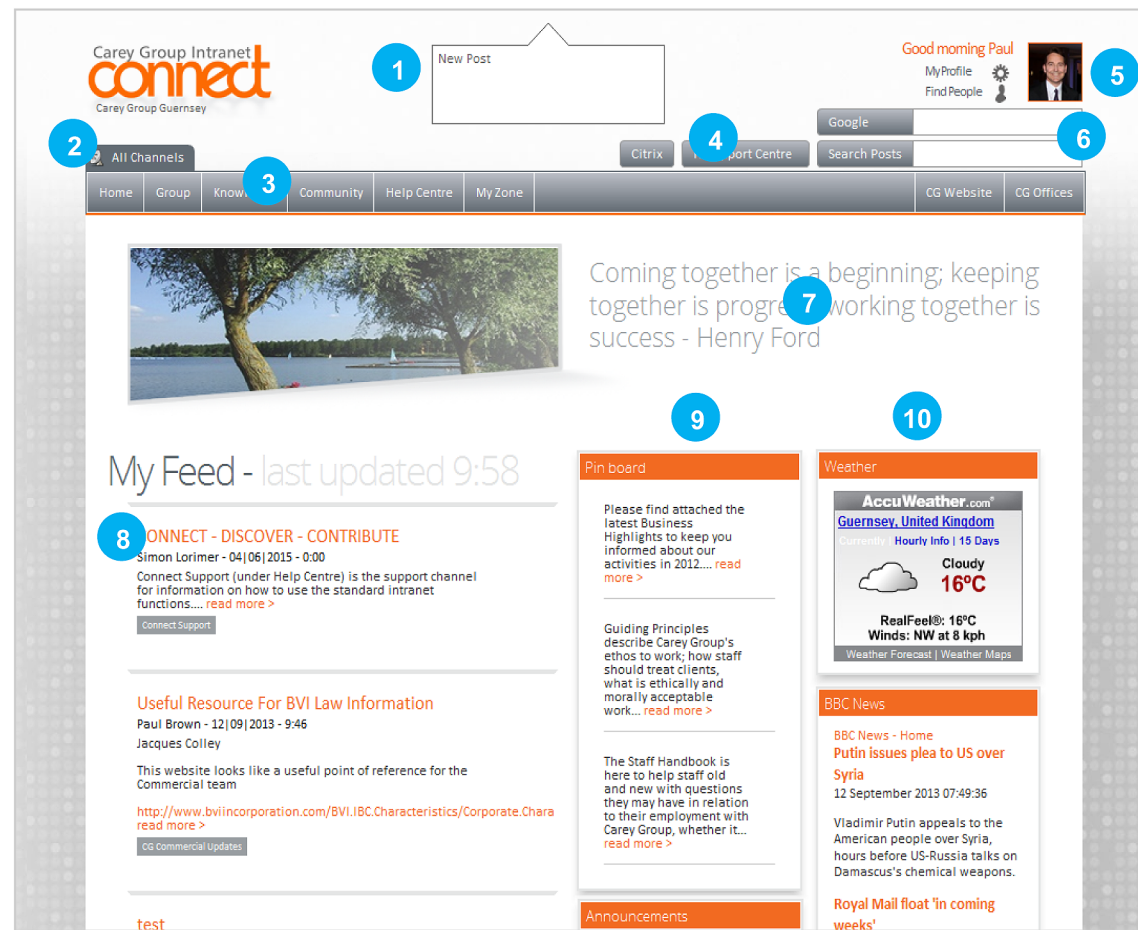
:: reference. Carey Group Communications date. Jan 2013

Robust security mechanisms



Home Page & Navigation

Following log in you will be delivered to the Home Page which is the main hub of Connect. You can return here at any point by clicking the Home button on the main navigation bar. Does the layout of the screen below look familiar? Connect is designed like a web site with ease of use at its core. Even if you are a first time visitor, you will be moving around Connect in seconds.

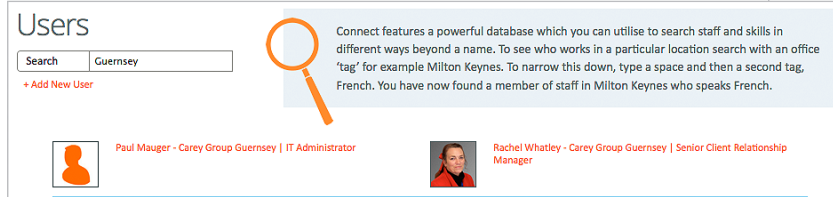


Printed and eGuides

Galleries - auto generated from staff upload



Detailed profile pages





Dynamic, advanced staff search with meta tags

KEY

- 1 New Post Window** (see Posts on page 9)
- 2 All Channels** - a list of every channel you have access to on Connect
- 3 Navigation Bar** - with drop down menus for channels e.g. Knowledge
- 4 Button Shortcuts** - to key functions
- 5 My Profile and Find People** - access to your personal profile and the Staff Search facility
- 6 Search Fields** - Connect and Google search access
- 7 Notice Panel** - the main image and text panel which can rotate several messages and alerts for staff
- 8 Latest Posts** - driven automatically by your chosen and company subscriptions
- 9 Shortcut Windows** - filtered channels and posts for direct delivery
- 10 External Feeds** - to weather and news (more to be added in future)

Custom icon set



Built in dynamic support channels